

CMA Ultra Clear Traffic Coat

Clear Protective Coating

Chemwatch Hazard Alert Code: 2

Chemwatch: 5640-28

Version No: 2.1

Safety Data Sheet according to WHS Regulations (Hazardous Chemicals) Amendment 2020 and ADG requirements

Issue Date: 26/10/2023

Print Date: 28/11/2023

L.GHS.AUS.EN.E

SECTION 1 Identification of the substance / mixture and of the company / undertaking

Product Identifier

Product name	CMA Ultra Clear Traffic Coat
Chemical Name	Not Applicable
Synonyms	Not Available
Proper shipping name	ENVIRONMENTALLY HAZARDOUS SUBSTANCE, LIQUID, N.O.S. (contains acrylic acid homopolymer)
Chemical formula	Not Applicable
Other means of identification	Not Available

Relevant identified uses of the substance or mixture and uses advised against

Relevant identified uses	Waterproofing clear coating. Use according to manufacturer's directions.
--------------------------	---

Details of the manufacturer or supplier of the safety data sheet

Registered company name	Construction Materials Alliance P/L
Address	Unit4/92 Bryant Street, Padstow NSW 2211- Australia
Telephone	+61 2 9771 0011
Fax	Not Available
Website	www.swppl.com.au
Email	admin@swppl.com.au

Emergency telephone number

Association / Organisation	Hans Graf
Emergency telephone numbers	1300 303 301 (Mon-Fri 7.30am to 5pm; Sat 8.30am to 12.30pm)
Other emergency telephone numbers	Not Available

SECTION 2 Hazards identification

Classification of the substance or mixture

HAZARDOUS CHEMICAL. DANGEROUS GOODS. According to the WHS Regulations and the ADG Code.

Chemwatch Hazard Ratings

	Min	Max	
Flammability	1	1	
Toxicity	2	2	
Body Contact	2	2	
Reactivity	1	1	
Chronic	2	2	

0 = Minimum 1
= Low
2 = Moderate 3
= High
4 = Extreme

Poisons Schedule	Not Applicable
Classification [1]	Skin Corrosion/Irritation Category 2, Serious Eye Damage/Eye Irritation Category 2A, Specific Target Organ Toxicity - Single Exposure (Respiratory Tract Irritation) Category 3, Hazardous to the Aquatic Environment Long-Term Hazard Category 2
Legend:	1. Classified by Chemwatch; 2. Classification drawn from HCIS; 3. Classification drawn from Regulation (EU) No 1272/2008 - Annex VI

Label elements

Hazard pictogram(s)	
Signal word	Warning

Hazard statement(s)

H315	Causes skin irritation.
H319	Causes serious eye irritation.
H335	May cause respiratory irritation.
H411	Toxic to aquatic life with long lasting effects.

Precautionary statement(s) Prevention

P271	Use only outdoors or in a well-ventilated area.
P261	Avoid breathing mist/vapours/spray.
P273	Avoid release to the environment.
P280	Wear protective gloves, protective clothing, eye protection and face protection.
P264	Wash all exposed external body areas thoroughly after handling.

Precautionary statement(s) Response

P305+P351+P338	IF IN EYES: Rinse cautiously with water for several minutes. Remove contact lenses, if present and easy to do. Continue rinsing.
P312	Call a POISON CENTER/doctor/physician/first aider/if you feel unwell.
P337+P313	If eye irritation persists: Get medical advice/attention.
P391	Collect spillage.
P302+P352	IF ON SKIN: Wash with plenty of water.
P304+P340	IF INHALED: Remove person to fresh air and keep comfortable for breathing.
P332+P313	If skin irritation occurs: Get medical advice/attention.
P362+P364	Take off contaminated clothing and wash it before reuse.

Precautionary statement(s) Storage

P405	Store locked up.
P403+P233	Store in a well-ventilated place. Keep container tightly closed.

Precautionary statement(s) Disposal

P501	Dispose of contents/container to authorised hazardous or special waste collection point in accordance with any local regulation.
------	--

SECTION 3 Composition / information on ingredients

Substances

See section below for composition of Mixtures

Mixtures

CAS No	%[weight]	Name
9003-01-4	84	<u>acrylic acid homopolymer</u>
9003-13-8	<1.85	<u>butyl alcohol propoxylated</u>
1340-68-7	<1.85	<u>bentone</u>
58-36-6	0.15	<u>oxybisphenoxarsine</u>
7732-18-5	14	<u>water</u>

Legend. 1. Classified by Chemwatch; 2. Classification drawn from HCIS; 3. Classification drawn from Regulation (EU) No 1272/2008 - Annex VI; 4. Classification drawn from C&L; * EU IOELVs available

SECTION 4 First aid measures

Description of first aid measures

Eye Contact	<p>If this product comes in contact with the eyes:</p> <ul style="list-style-type: none"> ▶ Wash out immediately with fresh running water. ▶ Ensure complete irrigation of the eye by keeping eyelids apart and away from eye and moving the eyelids by occasionally lifting the upper and lower lids. ▶ Seek medical attention without delay; if pain persists or recurs seek medical attention. ▶ Removal of contact lenses after an eye injury should only be undertaken by skilled personnel.
Skin Contact	<p>If skin contact occurs:</p> <ul style="list-style-type: none"> ▶ Immediately remove all contaminated clothing, including footwear. ▶ Flush skin and hair with running water (and soap if available). Seek medical attention in event of irritation.
Inhalation	<ul style="list-style-type: none"> ▶ If fumes or combustion products are inhaled remove from contaminated area. ▶ Lay patient down. Keep warm and rested. ▶ Prostheses such as false teeth, which may block airway, should be removed, where possible, prior to initiating first aid procedures. ▶ Apply artificial respiration if not breathing, preferably with a demand valve resuscitator, bag-valve mask device, or pocket mask as trained. Perform CPR if necessary. ▶ Transport to hospital, or doctor, without delay.

Ingestion	<ul style="list-style-type: none"> ▶ If swallowed do NOT induce vomiting. ▶ If vomiting occurs, lean patient forward or place on left side (head-down position, if possible) to maintain open airway and prevent aspiration. Observe the patient carefully. ▶ Never give liquid to a person showing signs of being sleepy or with reduced awareness; i.e. becoming unconscious. ▶ Give water to rinse out mouth, then provide liquid slowly and as much as casualty can comfortably drink. ▶ Seek medical advice.
------------------	---

Indication of any immediate medical attention and special treatment needed

Treat symptomatically.

SECTION 5 Firefighting measures

Extinguishing media

- ▶ Foam.
- ▶ Dry chemical powder.
- ▶ BCF (where regulations permit). Carbon dioxide.
- ▶ Water spray or fog - Large fires only.

Special hazards arising from the substrate or mixture

Fire Incompatibility	Avoid contamination with oxidising agents i.e. nitrates, oxidising acids, chlorine bleaches, pool chlorine etc. as ignition may result
-----------------------------	--

Advice for firefighters

Fire Fighting	<ul style="list-style-type: none"> ▶ Alert Fire Brigade and tell them location and nature of hazard. ▶ Wear breathing apparatus plus protective gloves. ▶ Prevent, by any means available, spillage from entering drains or water courses. Use water delivered as a fine spray to control fire and cool adjacent area. ▶ DO NOT approach containers suspected to be hot. ▶ Cool fire exposed containers with water spray from a protected location. ▶ If safe to do so, remove containers from path of fire. ▶ Equipment should be thoroughly decontaminated after use.
Fire/Explosion Hazard	<ul style="list-style-type: none"> ▶ Combustible. ▶ Slight fire hazard when exposed to heat or flame. ▶ Heating may cause expansion or decomposition leading to violent rupture of containers. On combustion, may emit toxic fumes of carbon monoxide (CO). ▶ May emit acrid smoke. ▶ Mists containing combustible materials may be explosive. <p>Combustion products include: carbon monoxide (CO) carbon dioxide (CO₂) arsenic compounds other pyrolysis products typical of burning organic material.</p>
HAZCHEM	*3Z

SECTION 6 Accidental release measures

Personal precautions, protective equipment and emergency procedures

See section 8

Environmental precautions

See section 12

Methods and material for containment and cleaning up

Minor Spills	<p>Environmental hazard - contain spillage.</p> <ul style="list-style-type: none"> ▶ Clean up all spills immediately. ▶ Avoid contact with skin and eyes. ▶ Wear impervious gloves and safety goggles. ▶ Trowel up/scrape up. ▶ Place spilled material in clean, dry, sealed container. ▶ Flush spill area with water.
Major Spills	<ul style="list-style-type: none"> ▶ Clear area of personnel and move upwind. ▶ Alert Fire Brigade and tell them location and nature of hazard. ▶ Wear breathing apparatus plus protective gloves. ▶ Prevent, by any means available, spillage from entering drains or water course. ▶ Stop leak if safe to do so. ▶ Contain spill with sand, earth or vermiculite. ▶ Collect recoverable product into labelled containers for recycling. ▶ Neutralise/decontaminate residue (see Section 13 for specific agent). ▶ Collect solid residues and seal in labelled drums for disposal. ▶ Wash area and prevent runoff into drains. ▶ After clean up operations, decontaminate and launder all protective clothing and equipment before storing and re-using. If contamination of drains or waterways occurs, advise emergency services. <p>Environmental hazard - contain spillage.</p>

Personal Protective Equipment advice is contained in Section 8 of the SDS.

SECTION 7 Handling and storage

Precautions for safe handling

Safe handling	<ul style="list-style-type: none"> ▶ Avoid all personal contact, including inhalation. ▶ Wear protective clothing when risk of exposure occurs. ▶ Use in a well-ventilated area. ▶ Prevent concentration in hollows and sumps. ▶ DO NOT enter confined spaces until atmosphere has been checked. ▶ DO NOT allow material to contact humans, exposed food or food utensils. ▶ Avoid contact with incompatible materials. ▶ When handling, DO NOT eat, drink or smoke. ▶ Keep containers securely sealed when not in use. ▶ Avoid physical damage to containers. ▶ Always wash hands with soap and water after handling. ▶ Work clothes should be laundered separately. Launder contaminated clothing before re-use. ▶ Use good occupational work practice. ▶ Observe manufacturer's storage and handling recommendations contained within this SDS. ▶ Atmosphere should be regularly checked against established exposure standards to ensure safe working conditions are maintained.
Other information	<ul style="list-style-type: none"> ▶ Store in original containers. ▶ Keep containers securely sealed. ▶ No smoking, naked lights or ignition sources. ▶ Store in a cool, dry, well-ventilated area. ▶ Store away from incompatible materials and foodstuff containers. ▶ Protect containers against physical damage and check regularly for leaks. ▶ Observe manufacturer's storage and handling recommendations contained within this SDS.

Conditions for safe storage, including any incompatibilities

Suitable container	<ul style="list-style-type: none"> ▶ Metal can or drum ▶ Packaging as recommended by manufacturer. ▶ Check all containers are clearly labelled and free from leaks.
Storage incompatibility	<ul style="list-style-type: none"> ▶ Avoid strong acids, bases. ▶ Avoid reaction with oxidising agents

SECTION 8 Exposure controls / personal protection

Control parameters

Occupational Exposure Limits (OEL)

INGREDIENT DATA

Not Available

Emergency Limits

Ingredient	TEEL-1	TEEL-2	TEEL-3
butyl alcohol propoxylate	27 mg/m ³	300 mg/m ³	1,800 mg/m ³
oxybisphenoxarsine	5 mg/m ³	14 mg/m ³	84 mg/m ³

Ingredient	Original IDLH	Revised IDLH
acrylic acid homopolymer	Not Available	Not Available
butyl alcohol propoxylated	Not Available	Not Available
bentone	Not Available	Not Available
oxybisphenoxarsine	Not Available	Not Available
water	Not Available	Not Available

Occupational Exposure Banding


Ingredient	Occupational Exposure Band Rating	Occupational Exposure Band Limit
acrylic acid homopolymer	E	≤ 0.01 mg/m ³
butyl alcohol propoxylated	C	> 1 to ≤ 10 parts per million (ppm)
oxybisphenoxarsine	E	≤ 0.01 mg/m ³

Notes: Occupational exposure banding is a process of assigning chemicals into specific categories or bands based on a chemical's potency and the adverse health outcomes associated with exposure. The output of this process is an occupational exposure band (OEB), which corresponds to a range of exposure concentrations that are expected to protect worker health.

MATERIAL DATA

Exposure controls

Appropriate engineering controls	<p>Engineering controls are used to remove a hazard or place a barrier between the worker and the hazard. Well-designed engineering controls can be highly effective in protecting workers and will typically be independent of worker interactions to provide this high level of protection.</p> <p>The basic types of engineering controls are:</p> <p>Process controls which involve changing the way a job activity or process is done to reduce the risk.</p> <p>Enclosure and/or isolation of emission source which keeps a selected hazard "physically" away from the worker and ventilation that strategically "adds" and "removes" air in the work environment. Ventilation can remove or dilute an air contaminant if designed properly. The design of a ventilation system must match the particular process and chemical or contaminant in use.</p> <p>Employers may need to use multiple types of controls to prevent employee overexposure.</p> <p>Local exhaust ventilation usually required. If risk of overexposure exists, wear approved respirator. Correct fit is essential to obtain adequate protection. Supplied-air type respirator may be required in special circumstances. Correct fit is essential to ensure adequate protection. An approved self contained breathing apparatus (SCBA) may be required in some situations.</p> <p>Provide adequate ventilation in warehouse or closed storage area. Air contaminants generated in the workplace possess varying "escape" velocities which, in turn, determine the "capture velocities" of fresh circulating air required to effectively remove the contaminant.</p>
---	--

	Type of Contaminant:	Air Speed:
	solvent, vapours, degreasing etc., evaporating from tank (in still air).	0.25-0.5 m/s (50-100 f/min.)
	aerosols, fumes from pouring operations, intermittent container filling, low speed conveyer transfers, welding, spray drift, plating acid fumes, pickling (released at low velocity into zone of active generation)	0.5-1 m/s (100-200 f/min.)
	direct spray, spray painting in shallow booths, drum filling, conveyer loading, crusher dusts, gas discharge (active generation into zone of rapid air motion)	1-2.5 m/s (200-500 f/min.)
	grinding, abrasive blasting, tumbling, high speed wheel generated dusts (released at high initial velocity into zone of very high rapid air motion).	2.5-10 m/s (500-2000 f/min.)
Within each range the appropriate value depends on:		
Lower end of the range		Upper end of the range
1: Room air currents minimal or favourable to capture		1: Disturbing room air currents
2: Contaminants of low toxicity or of nuisance value only.		2: Contaminants of high toxicity
3: Intermittent, low production.		3: High production, heavy use
4: Large hood or large air mass in motion		4: Small hood-local control only
Simple theory shows that air velocity falls rapidly with distance away from the opening of a simple extraction pipe. Velocity generally decreases with the square of distance from the extraction point (in simple cases). Therefore the air speed at the extraction point should be adjusted, accordingly, after reference to distance from the contaminating source. The air velocity at the extraction fan, for example, should be a minimum of 1-2 m/s (200-400 f/min) for extraction of solvents generated in a tank 2 meters distant from the extraction point. Other mechanical considerations, producing performance deficits within the extraction apparatus, make it essential that theoretical air velocities are multiplied by factors of 10 or more when extraction systems are installed or used.		
Individual protection measures, such as personal protective equipment		
Eye and face protection	<ul style="list-style-type: none"> ▶ Safety glasses with side shields. ▶ Chemical goggles. [AS/NZS 1337.1, EN166 or national equivalent] ▶ Contact lenses may pose a special hazard; soft contact lenses may absorb and concentrate irritants. A written policy document, describing the wearing of lenses or restrictions on use, should be created for each workplace or task. This should include a review of lens absorption and adsorption for the class of chemicals in use and an account of injury experience. Medical and first-aid personnel should be trained in their removal and suitable equipment should be readily available. In the event of chemical exposure, begin eye irrigation immediately and remove contact lens as soon as practicable. Lens should be removed at the first signs of eye redness or irritation - lens should be removed in a clean environment only after workers have washed hands thoroughly. [CDC NIOSH Current Intelligence Bulletin 59]. 	
Skin protection	See Hand protection below	
Hands/feet protection	<ul style="list-style-type: none"> ▶ Wear chemical protective gloves, e.g. PVC. ▶ Wear safety footwear or safety gumboots, e.g. Rubber <p>NOTE:</p> <ul style="list-style-type: none"> ▶ The material may produce skin sensitisation in predisposed individuals. Care must be taken, when removing gloves and other protective equipment, to avoid all possible skin contact. ▶ Contaminated leather items, such as shoes, belts and watch-bands should be removed and destroyed. 	
Body protection	See Other protection below	
Other protection	<ul style="list-style-type: none"> ▶ Overalls. ▶ P.V.C apron. ▶ Barrier cream. ▶ Skin cleansing cream. ▶ Eye wash unit. 	

Recommended material(s)

GLOVE SELECTION INDEX

Glove selection is based on a modified presentation of the:

"Forsberg Clothing Performance Index".

The effect(s) of the following substance(s) are taken into account in the **computer-generated** selection:

CMAClearcoat

Material	CPI
BUTYL	A
NEOPRENE	A
VITON	A
NATURAL RUBBER	C
PVA	C

* CPI - Chemwatch Performance Index

A: Best Selection

B: Satisfactory; may degrade after 4 hours continuous immersion

C: Poor to Dangerous Choice for other than short term immersion

NOTE: As a series of factors will influence the actual performance of the glove, a final selection must be based on detailed observation. -

* Where the glove is to be used on a short term, casual or infrequent basis, factors such as "feel" or convenience (e.g. disposability), may dictate a choice of gloves which might otherwise be unsuitable following long-term or frequent use. A qualified practitioner should be consulted.

Respiratory protection

Type A Filter of sufficient capacity. (AS/NZS 1716 & 1715, EN 143:2000 & 149:2001, ANSI Z88 or national equivalent)

Selection of the Class and Type of respirator will depend upon the level of breathing zone contaminant and the chemical nature of the contaminant. Protection Factors (defined as the ratio of contaminant outside and inside the mask) may also be important.

Required minimum protection factor	Maximum gas/vapour concentration present in air p.p.m. (by volume)	Half-face Respirator	Full-Face Respirator
up to 10	1000	A-AUS / Class1	-
up to 50	1000	-	A-AUS / Class 1
up to 50	5000	Airline *	-
up to 100	5000	-	A-2
up to 100	10000	-	A-3
100+			Airline**

* - Continuous Flow ** - Continuous-flow or positive pressure demand

A(All classes) = Organic vapours, B AUS or B1 = Acid gasses, B2 = Acid gas or hydrogen cyanide(HCN), B3 = Acid gas or hydrogen cyanide(HCN), E = Sulfur dioxide(SO2), G = Agricultural chemicals, K = Ammonia(NH3), Hg = Mercury, NO = Oxides of nitrogen, MB = Methyl bromide, AX = Low boiling point organic compounds(below 65 degC)

· Respirators may be necessary when engineering and administrative controls do not

Continued...

adequately prevent exposures.

- The decision to use respiratory protection should be based on professional judgment that takes into account toxicity information, exposure measurement data, and frequency and likelihood of the worker's exposure - ensure users are not subject to high thermal loads which may result in heat stress or distress due to personal protective equipment (powered, positive flow, full face apparatus may be an option).
- Published occupational exposure limits, where they exist, will assist in determining the adequacy of the selected respiratory protection. These may be government mandated or vendor recommended.
- Certified respirators will be useful for protecting workers from inhalation of particulates when properly selected and fit tested as part of a complete respiratory protection program.
- Where protection from nuisance levels of dusts are desired, use type N95 (US) or type P1 (EN143) dust masks. Use respirators and components tested and approved under appropriate government standards such as NIOSH (US) or CEN (EU)
- Use approved positive flow mask if significant quantities of dust becomes airborne.
- Try to avoid creating dust conditions.

Class P2 particulate filters are used for protection against mechanically and thermally generated particulates or both.

P2 is a respiratory filter rating under various international standards, Filters at least 94% of airborne particles

Suitable for:

- Relatively small particles generated by mechanical processes eg. grinding, cutting, sanding, drilling, sawing.
- Sub-micron thermally generated particles e.g. welding fumes, fertilizer and bushfire smoke.
- Biologically active airborne particles under specified infection control applications e.g. viruses, bacteria, COVID-19, SARS

SECTION 9 Physical and chemical properties

Information on basic physical and chemical properties

Appearance	Clear viscous gel with low characteristic odour; mixes with water.		
Physical state	Gel	Relative density (Water = 1)	Not Available
Odour	Not Available	Partition coefficient n-octanol:water	Not Available
Odour threshold	Not Available	Auto-ignition temperature (°C)	Not Available
pH (as supplied)	7.1	Decomposition temperature (°C)	Not Available
Melting point / freezing point (°C)	Not Available	Viscosity (cSt)	Not Available
Initial boiling point and boiling range (°C)	Not Available	Molecular weight (g/mol)	Not Applicable
Flash point (°C)	>90	Taste	Not Available
Evaporation rate	Not Available	Explosive properties	Not Available
Flammability	Not Applicable	Oxidising properties	Not Available
Upper Explosive Limit (%)	Not Available	Surface Tension (dyn/cm or mN/m)	Not Available
Lower Explosive Limit (%)	Not Available	Volatile Component (%vol)	Not Available
Vapour pressure (kPa)	Not Available	Gas group	Not Available
Solubility in water	Miscible	pH as a solution (1%)	Not Available
Vapour density (Air = 1)	Not Available	VOC g/L	6

SECTION 10 Stability and reactivity

Reactivity	See section 7
Chemical stability	<ul style="list-style-type: none"> Unstable in the presence of incompatible materials. Product is considered stable. Hazardous polymerisation will not occur.
Possibility of hazardous reactions	See section 7
Conditions to avoid	See section 7
Incompatible materials	See section 7
Hazardous decomposition products	See section 5

SECTION 11 Toxicological information

Information on toxicological effects

Inhaled	Evidence shows, or practical experience predicts, that the material produces irritation of the respiratory system, in a substantial number of individuals, following inhalation. In contrast to most organs, the lung is able to respond to a chemical insult by first removing or neutralising the irritant and then repairing the damage. The repair process, which initially evolved to protect mammalian lungs from foreign matter and antigens, may however, produce further lung damage resulting in the impairment of gas exchange, the primary function of the lungs. Respiratory tract
----------------	---

Continued...

	<p>irritation often results in an inflammatory response involving the recruitment and activation of many cell types, mainly derived from the vascular system. Inhalation of arsenic containing materials resemble those described for ingestion but in addition may produce severe nose and respiratory tract irritation. Acute inhalation exposure can cause cough (with foamy sputum an rales), chest pain, shortness of breath, dizziness, headache, pulmonary oedema, extreme general weakness and cyanosis. High exposures can cause poor appetite, nausea, vomiting and muscle cramps. Heart effects with abnormal EKG can also occur with very high exposures Prolonged or repeated exposures may produce necrosis and perforation of the nasal septum.</p>
<p>Ingestion</p>	<p>The material has NOT been classified by EC Directives or other classification systems as "harmful by ingestion". This is because of the lack of corroborating animal or human evidence. The material may still be damaging to the health of the individual, following ingestion, especially where pre-existing organ (e.g liver, kidney) damage is evident. Present definitions of harmful or toxic substances are generally based on doses producing mortality rather than those producing morbidity (disease, ill-health). Gastrointestinal tract discomfort may produce nausea and vomiting. In an occupational setting however, ingestion of insignificant quantities is not thought to be cause for concern.</p>
<p>Skin Contact</p>	<p>Evidence exists, or practical experience predicts, that the material either produces inflammation of the skin in a substantial number of individuals following direct contact, and/or produces significant inflammation when applied to the healthy intact skin of animals, for up to four hours, such inflammation being present twenty-four hours or more after the end of the exposure period. Skin irritation may also be present after prolonged or repeated exposure; this may result in a form of contact dermatitis (nonallergic). The dermatitis is often characterised by skin redness (erythema) and swelling (oedema) which may progress to blistering (vesiculation), scaling and thickening of the epidermis. At the microscopic level there may be intercellular oedema of the spongy layer of the skin (spongiosis) and intracellular oedema of the epidermis. The material may accentuate any pre-existing dermatitis condition. Skin contact with the material may damage the health of the individual; systemic effects may result following absorption. Open cuts, abraded or irritated skin should not be exposed to this material. Arsenic and its compounds may irritate the skin. Certain individuals may develop sensitisation dermatitis characterised by eczema with scaling and hyperpigmentation of the skin and hyperkeratosis of the palms of the hands and soles of the feet. Skin contact may cause erythema (an abnormal redness caused by capillary congestion), with burning, itching, swelling and skin eruptions. Repeated skin contact can cause thickened skin and/or patchy areas of darkening and loss of pigment. Some persons develop white lines on the nails. Entry into the blood-stream through, for example, cuts, abrasions, puncture wounds or lesions, may produce systemic injury with harmful effects. Examine the skin prior to the use of the material and ensure that any external damage is suitably protected.</p>
<p>Eye</p>	<p>Evidence exists, or practical experience predicts, that the material may cause eye irritation in a substantial number of individuals and/or may produce significant ocular lesions which are present twenty-four hours or more after instillation into the eye(s) of experimental animals. Repeated or prolonged eye contact may cause inflammation characterised by temporary redness (similar to windburn) of the conjunctiva (conjunctivitis); temporary impairment of vision and/or other transient eye damage/ulceration may occur.</p>
<p>Chronic</p>	<p>Long-term exposure to respiratory irritants may result in disease of the airways involving difficult breathing and related systemic problems. Limited evidence suggests that repeated or long-term occupational exposure may produce cumulative health effects involving organs or biochemical systems. There exists limited evidence that shows that skin contact with the material is capable either of inducing a sensitisation reaction in a significant number of individuals, and/or of producing positive response in experimental animals. Although polymers with a molecular weight above 10000 are normally considered to be PLCs (polymers of low concern) (because these are not expected to be absorbed by biological systems), this rule does NOT apply to water-absorbing polymers. A two year oncogenicity study with high molecular weight polyacrylate (1 million), with no reactive functional groups, showed a statistically significant induction of lung tumours in rats exposed at 0.8 mg/m3 respirable particles. Various lung effects such as inflammation, hyperplasia (abnormal increase in the number of cells composing a tissue or organ), scarring (fibrosis), changes in the air sac (alveolar) ducts of the lung, and tumours were noted in laboratory studies with rodents inhaling concentrations of water-absorbent sodium polyacrylate dusts greater than 0.05 mg/m3 (respirable particles) for the majority of their lives. Furthermore, some lung or lung cell effects were found in rodent laboratory studies of shorter duration. Inhalation of polymers with molecular weights > 70,000 Da has been linked with irreversible lung damage due to lung overloading and impaired clearance of particles from the lung, particularly following repeated exposure. If the polymer is inhaled at low levels and/or infrequently, it is assumed that it will be cleared from the lungs. The material contains a substantial proportion of a polymer considered to be of low concern (PLC). The trend towards production of lower molecular weight polymers (thus reducing the required level of solvent use and creating a more "environmentally-friendly" material) has brought with it the need to define PLCs as those having molecular weights of between 1000 and 10000 and containing less than 10% of the molecules with molecular weight below 500 and less than 25% of the molecules with a molecular weight below 1000. These may contain unlimited low concern functional groups or moderate concern reactive functional groups with a combined functional group equivalent weight (FGEW, a concept developed by the US EPA describing whether the reactive functional group is sufficiently diluted by polymeric material) of a 1000 or more (provided no high concern groups are present) or high concern reactive functional groups with a FGEW of 5000 or more (FGEW includes moderate concern groups if present). having molecular weights exceeding 10000 (without restriction on reactive groups). inhalation of polymers with molecular weights > 70,000 Da has been linked with irreversible lung damage due to lung overloading and impaired clearance of particles from the lung, particularly following repeated exposure. If the polymer is inhaled at low levels and/or infrequently, it is assumed that it will be cleared from the lungs. Reactive functional groups are in turn classified as being of low, moderate or high concern Classification of the polymer as a PLC, in accordance with established criteria, does not mean that hazards will not be associated with the polymer (during its import, manufacture, use, storage, handling or disposal). The polymer may, for example, contain a large number of particles in the respirable range, a hazard which may need to be assessed in the health and safety risk assessment. Similarly a polymer with low concern reactive may be released into the environment in large quantities and produce an environmental hazard. Whilst it is generally accepted that polymers with a molecular weight exceeding 1000 are unlikely to pass through biological membranes, oligomers with lower molecular weight and specifically, those with a molecular weight below 500, may. Estimations based on a "highly" dispersed polymer population (polydispersity = 10) suggests that the molecular weight of the polymer carrying a reactive group of high concern must be 5000 to be considered a PLC; similarly a polymer of approximate molecular weight 1000 could contain no more than one reactive group of moderate concern (for two moderate concern groups, the molecular weight would be about 2500). Symptoms of chronic arsenic poisoning, by inhalation, include weight loss, nausea and diarrhoea alternating with constipation, pigmentation and eruption of the skin, loss of hair, peripheral neuritis, blood disorders (anaemia), striations on fingernails and toenails. Long-term exposure can cause an ulcer or hole in the "bone" dividing the inner nose. Hoarseness and sore eyes also occur. anaemia, liver and kidney injury, skin and lung cancer. Renal damage may develop after acute or chronic exposures. Prolonged inhalation of arsenical dusts are implicated in lung cancer. Subacute and chronic exposure to arsenic and its organic salts may produce anorexia, mild gastrointestinal disturbances (nausea and vomiting), low grade fever, persistent headache, pallor, weakness, catarrhal inflammation and neuropathies with severe crippling effects.. Stomatitis (oral lesions) and salivation are common. High or repeated exposure can cause nerve damage with "pins and needles" burning, numbness, and later weakness (incoordination) of arms and legs, anaemia, liver and kidney injury, skin and lung cancer. Repeated exposure can also damage the liver, causing narrowing of the blood vessels, or interfere with bone marrow's ability to make red blood cells. Skin afflictions are many and varied; erythema, eczema, pigmentation (arsenic melanosis), diffuse alopecia, keratosis (especially of the palms and soles), scaling and desquamation, brittle nails, white lines or bands on the nails (Mees lines), loss of hair and nails and localised subcutaneous oedema (especially of the eye-lids). Signs of renal damage may also develop. Liver enlargement (hepatomegaly) with jaundice</p>

(and sometimes pruritus) may develop into cirrhosis with accumulation of body fluids in the abdominal cavity (ascites). Nervous system effects involving the extremities (numbness, tingling, burning pain, weakness, incoordination) may also occur.

Arsenic exposure is linked with increase in diseases including ischaemia, cerebrovascular disease and carotid atherosclerosis. Several cytokines and growth factors involved in inflammation, have been identified in humans after prolonged exposure; these may heighten the risk of atherosclerosis (1). Individual variability in arsenic metabolism may determine susceptibility to arsenic disease. Genetic polymorphism (variability) for enzymes instrumental in arsenic metabolism (purine nucleoside phosphorylase and glutathione S-transferase omega 1-1) has been identified amongst individuals of European and Mexican Hispanic (indigenous) ancestry (2).

Many cases of skin cancer have been reported among people exposed to arsenic through medical treatment with inorganic trivalent arsenic compounds. In some instances skin cancers have occurred in combination with other cancers, such as liver angiosarcoma, intestinal and urinary bladder carcinomas and meningioma. Epidemiological studies of cancer after medical treatment have shown an excess of skin cancers but no clear association with other cancers has been shown.

Prolonged inhalation of arsenical dusts are implicated in lung cancer. Occupational exposure to inorganic arsenic, especially in mining and copper smelting, has consistently been associated with an increased risk of cancer. An almost tenfold increase in the incidence of lung cancer was found in workers most heavily exposed to arsenic and relatively clear dose-response relationships have been obtained with regard to cumulative exposure. Other smelter worker population's have been shown to have consistent increases in lung cancer incidence, as well as increases of about 20% in the incidence of gastrointestinal cancer and of 30% for renal cancer and haematolymphatic malignancies

An association between environmental exposure to arsenic through drinking water and skin cancer has been observed and confirmed. Epidemiological studies in areas where drinking water contained 0.35-1.14 mg/l arsenic elevated risks for cancers of the bladder, kidney, skin, liver, lung and colon in both men and women. Taiwanese exposed to naturally occurring arsenic in well-water have experienced skin cancer. Inorganic and organic arsenics are established carcinogens in man. Chronic human exposure to non-overtly toxic doses of arsenic is associated with carcinogenicity, although the mechanism is not fully understood. Arsenic does not directly cause DNA damage or mutations. Data indicates that nontoxic doses of arsenite can interact with glucocorticoid receptor (GR) complexes and selectively inhibit GR-mediated transcription which is associated with altered nuclear function (3).

(1) Wu et al; Environmental Health Perspectives, 111, 1429-1438, 2003
(2) Yu et al; Environmental Health Perspectives, 111, 1421-1427, 2003
(3) Kaltreider et al; Environmental Health Perspectives, 109, pp 245-251, 2001

The polymer contained in the product is a PLC (polymer of low concern); the reactivity of the functional group is of low concern (US EPA). Polycarboxylates are of low hazard to humans and the environment. Although they are slight skin and eye irritants, animal testing indicates that they are not sensitizers, nor are they genotoxic or teratogenic. Polymers of this type are frequently found in household detergents.

On the basis, primarily, of animal experiments, concern has been expressed by at least one classification body that the material may produce carcinogenic or mutagenic effects; in respect of the available information, however, there presently exists inadequate data for making a satisfactory assessment.

CMA Clearcoat	TOXICITY	IRRITATION
	Not Available	Not Available
acrylic acid homopolymer	TOXICITY	IRRITATION
	Dermal (rabbit) LD50: >2000 mg/kg ^[1]	Eye: adverse effect observed (irreversible damage) ^[1]
	Inhalation(Rat) LC50: >5.1 mg/4h ^[1]	Skin: no adverse effect observed (not irritating) ^[1]
	Oral (Rat) LD50: 146-468 mg/kg ^[1]	
butyl alcohol propoxylated	TOXICITY	IRRITATION
	Dermal (rabbit) LD50: 13340 mg/kg ^[2]	Eye: adverse effect observed (irritating) ^[1]
	Inhalation(Rat) LC50: 0.147 mg/L4h ^[2]	Eye: no adverse effect observed (not irritating) ^[1]
	Oral (Rabbit) LD50; 1770 mg/kg ^[2]	Skin: no adverse effect observed (not irritating) ^[1]
bentone	TOXICITY	IRRITATION
	Not Available	Not Available
oxybisphenoxarsine	TOXICITY	IRRITATION
	Oral (Rat) LD50: 40 mg/kg ^[2]	Skin (g.pig): 250 mg/5d SEVERE
water	TOXICITY	IRRITATION
	Oral (Rat) LD50: >90000 mg/kg ^[2]	Not Available
Legend:	1. Value obtained from Europe ECHA Registered Substances - Acute toxicity 2. Value obtained from manufacturer's SDS. Unless otherwise specified data extracted from RTECS - Register of Toxic Effect of chemical Substances	

ACRYLIC ACID HOMOPOLYMER

Asthma-like symptoms may continue for months or even years after exposure to the material ends. This may be due to a non-allergic condition known as reactive airways dysfunction syndrome (RADS) which can occur after exposure to high levels of highly irritating compound. Main criteria for diagnosing RADS include the absence of previous airways disease in a non-atopic individual, with sudden onset of persistent asthma-like symptoms within minutes to hours of a documented exposure to the irritant. Other criteria for diagnosis of RADS include a reversible airflow pattern on lung function tests, moderate to severe bronchial hyperreactivity on methacholine challenge testing, and the lack of minimal lymphocytic inflammation, without eosinophilia. RADS (or asthma) following an irritating inhalation is an infrequent disorder with rates related to the concentration of and duration of exposure to the irritating substance. On the other hand, industrial bronchitis is a disorder that occurs as a result of exposure due to high concentrations of irritating substance (often particles) and is completely reversible after exposure ceases. The disorder is characterized by difficulty breathing, cough and mucus production.

Polycarboxylates are of low toxicity by all exposure routes examined. Homopolymers(P-AA) are of low acute toxicity to the rat (LD50 > 5 g/kg bw/d) and are not irritating to the rabbit s skin and, at the most, slightly irritating to the eye. Further P-AA has no sensitising potential.

The adverse effect after repeated inhalation dosing (91-d/rat) was a mild, reversible pulmonary irritation. This effect is considered as not substance related owing to the physical property of the respirable dust, which caused local and not systemic lung effects.

There was neither evidence for a genotoxic potential of PAA using a variety of genetic endpoints in-vitro and in-vivo,nor for developmental toxicity or reprotoxicity in the rat. Based upon the available data, it is considered that exposure to polycarboxylates does not imply any particular hazard to humans

The Cosmetic Ingredient Review (CIR) Expert Panel noted that these crosslinked alkyl acrylates are macromolecules that are not expected to

pass through the stratum corneum of the skin, so significant dermal absorption is not expected. Therefore, topically applied cosmetics are not expected to result in systemic or reproductive and developmental toxicity or to have genotoxic or carcinogenic effects upon use.

The Panel noted that cosmetic products containing these ingredients are reportedly used around the eyes, on the lips, and on other mucous membranes. Thus, crosslinked alkyl acrylates could be absorbed systemically through the relatively moist, stratum cornea of the conjunctiva, lips, and other mucous membranes, and through ingestion when applied to the lips. However, the Panel noted that any absorption through healthy intact mucous membranes is likely to be not significant, primarily because of the relatively large molecular sizes. Furthermore, the chemically inert nature of the polymers precludes degradation to smaller absorbable species.

Absorption of the polymers and their residual monomers in cosmetic products also would be limited after application to the lips or eye area based on the relatively small fractions of the applied products that might be inadvertently ingested or make direct contact with the conjunctiva.

The Carbomers (Carbopols) are synthetic, high molecular weight, nonlinear polymers of acrylic acid, cross-linked with a polyalkenyl polyether. The Carbomer polymers are used in cosmetics and emulsifying agents at concentrations up to 50%. Acute oral animal studies showed that Carbomers-910, -934, -934P, -940, and -941 have low toxicities when ingested. Rabbits showed minimal skin irritation and zero to moderate eye irritation when tested with Carbomers-910 and -934. Subchronic feeding of rats and dogs with Carbomer-934 in the diet resulted in lower than normal body weights, but no pathological changes were observed. Dogs chronically fed Carbomer-934P manifested gastrointestinal irritation and marked pigment deposition within Kupffer cells of the liver. Clinical studies with Carbomers showed that these polymers have low potential for skin irritation and sensitization at concentrations up to 100%. Carbomer-934 demonstrated low potential for phototoxicity and photo-contact allergenicity. On the basis of the available information presented and as qualified in the report, it is concluded that the Carbomers are safe as cosmetic ingredients.

Little toxicity data is available for acrylic crosspolymers; the acute dermal and oral toxicity data that were found indicated that these ingredients are not very toxic. The little genotoxicity data that were available reported negative results in Ames tests. Carcinogenicity data were not found in the published literature for the polymers, but data were available for the monomers.

In an alternative method study, acrylates/vinyl neodecanoate crosspolymer was predicted to be a non-irritant. The non-human studies reported no to slight irritation with undiluted and weak sensitization with 2% aq., acrylates/C10-30 alkyl acrylate crosspolymer, no irritation with acrylates crosspolymer at 30% in olive oil, and no irritation or sensitization with sodium acrylates crosspolymer-2 (concentration not specified). Mostly, human testing with undiluted acrylates/C10-30 alkyl acrylate crosspolymer, acrylates crosspolymer, and acrylates/ethylhexyl acrylate crosspolymer, up to 2.5% aq. acrylates/vinyl isodecanoate crosspolymer, 1% aq. dilutions of formulations containing 2% acrylates/vinyl neodecanoate crosspolymer, and formulations containing up to 2.6% lauryl methacrylate/glycol dimethacrylate crosspolymers do not indicate any dermal irritation or sensitization. The only exception was a weak irritant response noted during an intensified Shelanski human repeated insult patch test (HRIPT) with undiluted acrylates/C10-30 alkyl acrylate crosspolymer.

Alternative test methods for ocular irritation indicated that acrylates/vinyl isodecanoate crosspolymer and a formulation containing 1% lauryl methacrylate/glycol dimethacrylate crosspolymer are not likely ocular irritants. In studies using rabbits, undiluted acrylates/C10-30 alkyl acrylate crosspolymer produced minimal to moderate irritation, and it was considered a borderline irritant in unrinse rabbit eyes. Acrylates crosspolymer, at 50% in olive oil, and sodium acrylates crosspolymer-2 did not appear to be ocular irritants in rabbit eyes. Two different risk assessments evaluating the carcinogenic endpoint for benzene that may be present in acrylates/C10-30 alkyl acrylates crosspolymer resulted in different lifetime risk. One found that the risk was within the range associated with a 10exp 6 cancer risk, while the other reported a 20-fold greater risk. Final Safety Assessment: Crosslinked Alkyl Acrylates as Used in Cosmetics. Nov 2011

Cosmetic Ingredient Review (CIR) Expert Panel
http://ntp.niehs.nih.gov/ntp/roc/nominations/2013/publiccomm/attachmentcir_508.pdf
The substance is classified by IARC as Group 3:
NOT classifiable as to its carcinogenicity to humans.
Evidence of carcinogenicity may be inadequate or limited in animal testing.

**BUTYL ALCOHOL
PROPOXYLATED**

In general, the toxicity of the PPGs Butyl Ether decreased with increasing molecular weight; for example, PPG-40 Butyl Ether was less toxic than PPG-2 Butyl Ether. Mutagenicity data were not found on the PPGs Butyl Ether. However, an ether of molecular weight 800 Da (~PPG-13 Butyl Ether) was non-carcinogenic when fed to rats for 2 years. Because the PPGs Butyl Ethers undergo metabolic degradation; i.e., the butyl group are removed and oxidized, the PPG chains are split into random length fragments, the genotoxicity of the component chemicals, propylene glycol (PG) and n-Butyl Alcohol, were also considered. Both PG and n-Butyl Alcohol were non-mutagenic in mammalian and microbial assays. PG was non-carcinogenic in a 2-year feeding study using rats and in a lifetime dermal study using mice. These studies effectively eliminated the need for genotoxicity data on the PPG Butyl Ethers. There was concern about the irritancy potential of PPG-2 Butyl Ether. In animal irritation studies, the ingredient caused minor, transient erythema and desquamation; in addition, erythema, edema, ecchymosis, necrosis, and other changes were observed during an acute percutaneous study. PPG-2 Butyl Ether also caused minor to moderate conjunctival irritation and minor corneal injury.

It was concluded that the PPG Butyl Ethers were safe for use in cosmetics when formulated to avoid irritation. The dermal LD50 of PPG-3 Butyl Ether was 2 g/kg in rats and rabbits, and the dermal LD50 of Buteth-3 in rats was 3.5 g/kg. The oral LD50 of PPG-3 Butyl Ether and of Buteth-3 in rats was 2 g/kg and 6.6 g/kg, respectively. Polypropyleneglycol butyl ethers (not defined) had a dermal and an oral LD50 of 2 g/kg and 0.3-2 g/kg bw, respectively, in mice. Buteth-3 (1000 mg/kg/day) was not toxic to rabbits in a 21-day dermal study; erythema, desquamation, and fissuring were observed. In short-term oral toxicity studies in rats, PPG-3 Butyl Ether had a NOAEL of 1000 mg/kg bw; polypropylene glycol butyl ethers had a NOEL of 100 mg/kg bw/day for clinical observations, higher absolute and relative liver weights, and an increased incidence of liver and thyroid gland hypertrophy; and 1-(2-butoxy-1-methylethoxy)propan-2-ol had a NOAEL of 100 mg/kg/day based on very slight to slight hepatocellular hypertrophy with no corresponding increases in liver weights in low-dose males. In a 90-day oral toxicity study, administration of up to 1000 mg/kg bw/day PPG-3 Butyl Ether to rats in drinking water produced treatment-related increases in absolute and relative liver and kidney weights. The NOAELs in rats and mice exposed to ~3000 ppm methoxyisopropanol via inhalation for 2 yrs were 1000 ppm (based on slight body wt decreases in males and females) and 300 ppm (based on altered hepatocellular foci in males), respectively. Dermal application of propylene glycol butyl ether was not embryotoxic or teratogenic to rabbits (=100 mg/kg bw/day applied on days 7-18 of gestation) or rats (=1.0 ml/kg bw/day applied on days 6-16 of gestation). 1-(2-Butoxy-1-methyl-ethoxy)propan-2-ol (applied on days 6-16 or 6-15 of gestation) also was not embryotoxic or teratogenic in rats. No test-article related adverse developmental or reproductive effects were observed in rats dosed by gavage with up to 1000 mg/kg Buteth-3 or 1-(2-butoxy-1-methylethoxy)propan-2-ol or up to 500 mg/kg bw/day polypropylene glycol butyl ethers. In inhalation studies, exposure of rats to =1.0 mg/l air PPG-3 Methyl Ether did not have any teratogenic or reproductive effects. Exposure to 1000 and 3000 ppm methoxyisopropanol produced some adverse effects in a two-generation study in rats; adverse effects were not observed with 300 ppm. PPG-3 Butyl Ether was not genotoxic in vitro in the Ames test or in vivo in a mouse micronucleus assay. Propylene glycol butyl ether was not genotoxic in an Ames test or a mammalian chromosomal aberration assay in rat lymphocytes, and neither propylene glycol butyl ether or 1-(2-butoxy-1-methylethoxy)propan-2-ol were genotoxic in a mammalian cell mutation assay in CHO cell. In inhalation carcinogenicity studies, mice and rats were exposed by whole body exposure to =3000 ppm methoxyisopropanol for 2 yrs. An increase in S-phase DNA synthesis and in MFO activity in the liver was observed in high-dose male mice and rats. Renal epithelial tumors were not observed, and the NOEL for carcinogenicity was 3000 ppm for mice and rats. Undiluted PPG-3 Butyl Ether was not irritating to rabbit skin or eyes, and it was not an irritant or sensitizer in guinea pigs. Polypropylene glycol butyl ethers were classified as non-corrosive in an EpiDermTM study

Polyethers, for example, ethoxylated surfactants and polyethylene glycols, are highly susceptible towards air oxidation as the ether oxygens will stabilize intermediary radicals involved. Investigations of a chemically well-defined alcohol (pentaethylene glycol mono-n-dodecyl ether) ethoxylate, showed that polyethers form complex mixtures of oxidation products when exposed to air.

Sensitization studies in guinea pigs revealed that the pure nonoxidized surfactant itself is nonsensitizing but that many of the investigated oxidation products are sensitizers. Two hydroperoxides were identified in the oxidation mixture, but only one (16-hydroperoxy-3,6,9,12,15-pentaoxaheptacosan-1-ol) was stable enough to be isolated. It was found to be a strong sensitizer in LLNA (local lymph node assay for detection of sensitization capacity). The formation of other hydroperoxides was indicated by the detection of their corresponding aldehydes in the oxidation mixture. On the basis of the lower irritancy, nonionic surfactants are often preferred to ionic surfactants in topical products. However, their susceptibility towards autooxidation also increases the irritation. Because of their irritating effect, it is difficult to diagnose ACD to these compounds by patch testing.

Allergic Contact Dermatitis—Formation, Structural Requirements, and Reactivity of Skin Sensitizers.
Ann-Therese Karlberg et al; Chem. Res. Toxicol. 2008, 21, 53-69

Polyethylene glycols (PEGs) have a wide variety of PEG-derived mixtures due to their readily linkable terminal primary hydroxyl groups in

combination with many possible compounds and complexes such as ethers, fatty acids, castor oils, amines, propylene glycols, among other derivatives. PEGs and their derivatives are broadly utilized in cosmetic products as surfactants, emulsifiers, cleansing agents, humectants, and skin conditioners. PEGs and PEG derivatives were generally regulated as safe for use in cosmetics, with the conditions that impurities and by-products, such as ethylene oxides and 1,4-dioxane, which are known carcinogenic materials, should be removed before they are mixed in cosmetic formulations. Most PEGs are commonly available commercially as mixtures of different oligomer sizes in broadly- or narrowly-defined molecular weight (MW) ranges. For instance, PEG-10,000 typically designates a mixture of PEG molecules ($n = 195$ to 265) having an average MW of 10,000. PEG is also known as polyethylene oxide (PEO) or polyoxyethylene (POE), with the three names being chemical synonyms. However, PEGs mainly refer to oligomers and polymers with molecular masses below 20,000 g/mol, while PEOs are polymers with molecular masses above 20,000 g/mol, and POEs are polymers of any molecular mass. Relatively small molecular weight PEGs are produced by the chemical reaction between ethylene oxide and water or ethylene glycol (or other ethylene glycol oligomers), as catalyzed by acidic or basic catalysts. To produce PEO or high-molecular weight PEGs, synthesis is performed by suspension polymerization. It is necessary to hold the growing polymer chain in solution during the course of the polycondensation process. The reaction is catalyzed by magnesium-, aluminum-, or calcium-organoelement compounds. To prevent coagulation of polymer chains in the solution, chelating additives such as dimethylglyoxime are used

Safety Evaluation of Polyethylene Glycol (PEG) Compounds for Cosmetic Use: Toxicol Res 2015; 31:105-136 The Korean Society of Toxicology
<http://doi.org/10.5487/TR.2015.31.2.105>

Human beings have regular contact with alcohol ethoxylates through a variety of industrial and consumer products such as soaps, detergents, and other cleaning products. Exposure to these chemicals can occur through ingestion, inhalation, or contact with the skin or eyes. Studies of acute toxicity show that volumes well above a reasonable intake level would have to occur to produce any toxic response. Moreover, no fatal case of poisoning with alcohol ethoxylates has ever been reported. Multiple studies investigating the acute toxicity of alcohol ethoxylates have shown that the use of these compounds is of low concern in terms of oral and dermal toxicity.

Clinical animal studies indicate these chemicals may produce gastrointestinal irritation such as ulcerations of the stomach, pilo-erection, diarrhea, and lethargy. Similarly, slight to severe irritation of the skin or eye was generated when undiluted alcohol ethoxylates were applied to the skin and eyes of rabbits and rats. The chemical shows no indication of being a genotoxin, carcinogen, or mutagen (HERA 2007). No information was available on levels at which these effects might occur, though toxicity is thought to be substantially lower than that of nonylphenol ethoxylates. Polyethers, for example, ethoxylated surfactants and polyethylene glycols, are highly susceptible towards air oxidation as the ether oxygens will stabilize intermediary radicals involved. Investigations of a chemically well-defined alcohol (pentaethylene glycol mono-n-dodecyl ether) ethoxylate, showed that polyethers form complex mixtures of oxidation products when exposed to air.

Sensitization studies in guinea pigs revealed that the pure nonoxidized surfactant itself is nonsensitizing but that many of the investigated oxidation products are sensitizers. Two hydroperoxides were identified in the oxidation mixture, but only one (16-hydroperoxy-3,6,9,12,15-pentaoxaheptacosan-1-ol) was stable enough to be isolated. It was found to be a strong sensitizer in LLNA (local lymph node assay for detection of sensitization capacity). The formation of other hydroperoxides was indicated by the detection of their corresponding aldehydes in the oxidation mixture. On the basis of the lower irritancy, nonionic surfactants are often preferred to ionic surfactants in topical products. However, their susceptibility towards autoxidation also increases the irritation. Because of their irritating effect, it is difficult to diagnose allergic contact dermatitis (ACD) to these compounds by patch testing.

Overall, alcohol alkoxyates (AAs) are not expected to be systemically toxic, although some short chain ethylene glycol ethers, e.g. methyl and ethyl homologues are of concern for a range of adverse health effects. They include skin and eye irritation, liver and kidney damage, bone marrow and central nervous system (CNS) depression, testicular atrophy, developmental toxicity, and immunotoxicity. For higher propyl and butyl homologues, the toxicity involves haemolysis (anaemia) with secondary effects relating to haemosiderin accumulation in the spleen, liver and kidney, and compensatory haematopoiesis in the bone marrow. Systemic toxicity was shown to decrease with increasing alkyl chain lengths and/or alkoxylation degrees (ECETOC, 2005; US EPA, 2010). The chemicals ethylene glycol hexyl ether (with a longer alkyl chain length, CAS No. 112-25-4) and diethylene glycol butyl ether (with a higher ethoxylation degree, CAS No. 112-34-5) have no evidence of systemic effects including haemolysis.

Commercially available AAs are mixtures of homologues of varying carbon chain lengths and it is possible that some of the chemicals with an average alkyl chain length $C \geq 6$ may also contain shorter alkyl chains $C < 6$. It is not practical to quantify the proportion of shorter $C < 6$ chain lengths present in such chemicals, or these shorter chain lengths may not be present at all. The available data suggest a lack of systemic toxicity for the AE chemicals with potential short alkyl chain presence (NICNASa); therefore, the toxicity of the chemicals in this assessment is unlikely to be significantly affected by the presence of shorter chain alkyl groups.

Alcohol ethoxylates are according to CESIO (2000) classified as Irritant or Harmful depending on the number of EO-units:

EO < 5 gives Irritant (Xi) with R38 (Irritating to skin) and R41 (Risk of serious damage to eyes)

EO > 5-15 gives Harmful (Xn) with R22 (Harmful if swallowed) - R38/41

EO > 15-20 gives Harmful (Xn) with R22-41

>20 EO is not classified (CESIO 2000)

Oxo-AE, C13 EO10 and C13 EO15, are Irritating (Xi) with R36/38 (Irritating to eyes and skin).

AE are not included in Annex 1 of the list of dangerous substances of the Council Directive 67/548/EEC

In general, alcohol ethoxylates (AE) are readily absorbed through the skin of guinea pigs and rats and through the gastrointestinal mucosa of rats. AE are quickly eliminated from the body through the urine, faeces, and expired air (CO₂). Orally dosed AE was absorbed rapidly and extensively in rats, and more than 75% of the dose was absorbed. When applied to the skin of humans, the doses were absorbed slowly and incompletely (50% absorbed in 72 hours). Half of the absorbed surfactant was excreted promptly in the urine and smaller amounts of AE appeared in the faeces and expired air (CO₂). The metabolism of C12 AE yields PEG, carboxylic acids, and CO₂ as metabolites. The LD₅₀ values after oral administration to rats range from about 1-15 g/kg body weight indicating a low to moderate acute toxicity.

The ability of nonionic surfactants to cause a swelling of the stratum corneum of guinea pig skin has been studied. The swelling mechanism of the skin involves a combination of ionic binding of the hydrophilic group as well as hydrophobic interactions of the alkyl chain with the substrate. One of the mechanisms of skin irritation caused by surfactants is considered to be denaturation of the proteins of skin. It has also been established that there is a connection between the potential of surfactants to denature protein *in vitro* and their effect on the skin. Nonionic surfactants do not carry any net charge and, therefore, they can only form hydrophobic bonds with proteins. For this reason, proteins are not deactivated by nonionic surfactants, and proteins with poor solubility are not solubilized by nonionic surfactants. A substantial amount of toxicological data and information *in vivo* and *in vitro* demonstrates that there is no evidence for alcohol ethoxylates (AEs) being genotoxic, mutagenic or carcinogenic. No adverse reproductive or developmental effects were observed. The majority of available toxicity studies revealed NOAELs in excess of 100 mg/kg bw/d but the lowest NOAEL for an individual AE was established to be 50 mg/kg bw/day. This value was subsequently considered as a conservative, representative value in the risk assessment of AE. The effects were restricted to changes in organ weights with no histopathological organ changes with the exception of liver hypertrophy (indicative of an adaptive response to metabolism rather than a toxic effect). It is noteworthy that there was practically no difference in the NOAEL in oral studies of 90-day or 2 years of duration in rats. A comparison of the aggregate consumer exposure and the systemic NOAEL (taking into account an oral absorption value of 75%) results in a Margin of Exposure of 5,800. Taking into account the conservatism in the exposure assessment and the assigned systemic NOAEL, this margin of exposure is considered more than adequate to account for the inherent uncertainty and variability of the hazard database and inter and intra- species extrapolations.

AEs are not contact sensitizers. Neat AE are irritating to eyes and skin. The irritation potential of aqueous solutions of AEs depends on concentrations. Local dermal effects due to direct or indirect skin contact in certain use scenarios where the products are diluted are not of concern as AEs are not expected to be irritating to the skin at in-use concentrations. Potential irritation of the respiratory tract is not a concern given the very low levels of airborne AE generated as a consequence of spray cleaner aerosols or laundry powder detergent dust.

In summary, the human health risk assessment has demonstrated that the use of AE in household laundry and cleaning detergents is safe and does not cause concern with regard to consumer use.

For high boiling ethylene glycol ethers (typically triethylene- and tetraethylene glycol ethers):

Skin absorption: Available skin absorption data for triethylene glycol ether (TGBE), triethylene glycol methyl ether (TGME), and triethylene glycol ethylene ether (TGEE) suggest that the rate of absorption in skin of these three glycol ethers is 22 to 34 micrograms/cm²/hr, with the methyl ether having the highest permeation constant and the butyl ether having the lowest. The rates of absorption of TGBE, TGEE and TGME are at least 100-fold less than EGME, EGEE, and EGBE, their ethylene glycol monoalkyl ether counterparts, which have absorption rates that range from 214 to 2890 micrograms/cm²/hr. Therefore, an increase in either the chain length of the alkyl substituent or the number of ethylene glycol moieties appears to lead to a decreased rate of percutaneous absorption. However, since the ratio of the change in values of the ethylene glycol to the diethylene glycol series is larger than that of the diethylene glycol to triethylene glycol series, the effect of the length of the chain and number of ethylene glycol moieties on absorption diminishes with an increased number of ethylene glycol moieties. Therefore, although tetraethylene glycol methyl ether (TetraME) and tetraethylene glycol butyl ether (TetraBE) are expected to be less permeable to skin than TGME and TGBE, the differences in permeation between these molecules may only be slight.

Metabolism: The main metabolic pathway for metabolism of ethylene glycol monoalkyl ethers (EGME, EGEE, and EGBE) is oxidation via alcohol and aldehyde dehydrogenases (ALD/ADH) that leads to the formation of an alkoxy acids. Alkoxy acids are the only toxicologically significant metabolites of glycol ethers that have been detected *in vivo*. The principal metabolite of TGME is believed to be 2-[2-(2-methoxyethoxy)ethoxy] acetic acid. Although ethylene glycol, a known kidney toxicant, has been identified as an impurity or a minor metabolite of glycol ethers in animal studies it does not appear to contribute to the toxicity of glycol ethers.

The metabolites of category members are not likely to be metabolized to any large extent to toxic molecules such as ethylene glycol or the mono alkoxy acids because metabolic breakdown of the ether linkages also has to occur

Acute toxicity: Category members generally display low acute toxicity by the oral, inhalation and dermal routes of exposure. Signs of toxicity in animals receiving lethal oral doses of TGBE included loss of righting reflex and flaccid muscle tone, coma, and heavy breathing. Animals administered lethal oral doses of TGEE exhibited lethargy, ataxia, blood in the urogenital area and piloerection before death.

Irritation: The data indicate that the glycol ethers may cause mild to moderate skin irritation. TGEE and TGBE are highly irritating to the eyes. Other category members show low eye irritation.

Repeat dose toxicity: Results of these studies suggest that repeated exposure to moderate to high doses of the glycol ethers in this category is required to produce systemic toxicity

In a 21-day dermal study, TGME, TGEE, and TGBE were administered to rabbits at 1,000 mg/kg/day. Erythema and oedema were observed. In addition, testicular degeneration (scored as trace in severity) was observed in one rabbit given TGEE and one rabbit given TGME. Testicular effects included spermatid giant cells, focal tubular hypospermatogenesis, and increased cytoplasmic vacuolisation. Due to a high incidence of similar spontaneous changes

in normal New Zealand White rabbits, the testicular effects were considered not to be related to treatment. Thus, the NOAELs for TGME, TGEE and TGBE were established at 1000 mg/kg/day. Findings from this report were considered unremarkable.

A 2-week dermal study was conducted in rats administered TGME at doses of 1,000, 2,500, and 4,000 mg/kg/day. In this study, significantly-increased red blood cells at 4,000 mg/kg/day and significantly-increased urea concentrations in the urine at 2,500 mg/kg/day were observed. A few of the rats given 2,500 or 4,000 mg/kg/day had watery caecal contents and/or

haemolysed blood in the stomach. These gross pathologic observations were not associated with any histologic abnormalities in these tissues or alterations in haematologic and clinical chemistry parameters. A few males and females treated with either 1,000 or 2,500 mg/kg/day had a few small scabs or crusts at the test site. These alterations were slight in degree and did not adversely affect the rats

In a 13-week drinking water study, TGME was administered to rats at doses of 400, 1,200, and 4,000 mg/kg/day. Statistically-significant changes in relative liver weight were observed at 1,200 mg/kg/day and higher. Histopathological effects included hepatocellular cytoplasmic vacuolisation (minimal to mild in most animals) and hypertrophy (minimal to mild) in males at all doses and hepatocellular hypertrophy (minimal to mild) in high dose females. These effects were statistically significant at 4,000 mg/kg/day. Cholangiofibrosis was observed in 7/15 high-dose males; this effect was observed in a small number of bile ducts and was of mild severity. Significant, small decreases in total test session motor activity were observed in the high-dose animals, but no other neurological effects were observed. The changes in motor activity were secondary to systemic toxicity

Mutagenicity: Mutagenicity studies have been conducted for several category members. All *in vitro* and *in vivo* studies were negative at concentrations up to 5,000 micrograms/plate and 5,000 mg/kg, respectively, indicating that the category members are not genotoxic at the concentrations used in these studies. The uniformly negative outcomes of various mutagenicity studies performed on category members lessen the concern for carcinogenicity.

Reproductive toxicity: Although mating studies with either the category members or surrogates have not been performed, several of the repeated dose toxicity tests with the surrogates have included examination of reproductive organs. A lower molecular weight glycol ether, ethylene glycol methyl ether (EGME), has been shown to be a testicular toxicant. In addition, results of repeated dose toxicity tests with TGME clearly show testicular toxicity at an oral dose of 4,000 mg/kg/day four times greater than the limit dose of 1,000 mg/kg/day recommended for repeat dose studies. It should be noted that TGME is 350 times less potent for testicular effects than EGME. TGBE is not associated with testicular toxicity, TetraME is not likely to be metabolised by any large extent to 2-MAA (the toxic metabolite of EGME), and a mixture containing predominantly methylated glycol ethers in the C5-C11 range does not produce testicular toxicity (even when administered intravenously at 1,000 mg/kg/day).

Developmental toxicity: The bulk of the evidence shows that effects on the foetus are not noted in treatments with 1,000 mg/kg/day during gestation. At 1,250 to 1,650 mg/kg/day TGME (in the rat) and 1,500 mg/kg/day (in the rabbit), the developmental effects observed included skeletal variants and decreased body weight gain.

BENTONE

Substance has been investigated as a reproductive effector. TDLo: 59000 mg/kg Nil reported

OXYBISPHENOXARSINE

Arsenic is a potent toxicant that may exist in several oxidation states and in a number of inorganic and organic forms. Most cases of arsenic-induced toxicity in humans are due to exposure to inorganic arsenic, and there is an extensive database on the human health effects of the common arsenic oxides and oxyacids. Although there may be some differences in the potency of different chemical forms (e.g., arsenites tend to be somewhat more toxic than arsenates), these differences are usually minor. Humans may be exposed to organic arsenicals (mainly methyl and phenyl derivatives of arsenic acid) that are used in agriculture and to organic arsenicals found in fish and shellfish (arsenobetaine and arsenocholine). Although the toxicity of organic arsenicals has not been as extensively investigated as inorganic arsenicals, there are sufficient animal data to evaluate the toxicity of methyl arsenates (e.g., monomethylarsonic acid [MMA] and dimethylarsinic acid [DMA]) and roxarsone.

The so-called "fish arsenic" compounds (e.g., arsenobetaine) are not thought to be toxic.

The methylation of inorganic arsenic may yield metabolites that alter the cellular oxidation status by potently inhibiting the reduction of glutathione disulfide. The alteration of the oxidation status of the cell by these arsenicals may lead to more serious cytotoxic effects.

It is generally accepted that the arsenic-carbon bond is quite strong and most mammalian species do not have the capacity to break this bond; thus, inorganic arsenic is not formed during the metabolism of organic arsenicals. In most species, including humans, ingested (or exogenous) MMA(V) and DMA(V) undergo limited metabolism, do not readily enter the cell, and are primarily excreted unchanged in the urine. This is in contrast to inorganic arsenic, which undergoes sequential reduction and methylation reactions leading to the formation of MMA and DMA. Inorganic As(V) is readily reduced to inorganic As(III), which is taken up by the cell. Within the cell (primarily in the liver), As(III) is methylated to form MMA(V), which is reduced to MMA(III); MMA(III) subsequently undergoes oxidative methylations to form DMA(V). DMA(V) is the primary excretion product in humans. Because inorganic and organic arsenicals exhibit distinct toxicokinetic characteristics, the health effects and MRLs are considered separately.

There are limited data on the toxicity of organic arsenicals following inhalation exposure in humans and animals and these data do not allow for identification of critical effects. Keratosis was observed in workers exposed to 0.065 mg/m³ arsaniic acid (i.e., 4-aminophenyl arsenic acid); no alterations in gastrointestinal symptoms or haematological alterations were observed. In animals, very high concentrations (>3,000 mg/m³) of DMA results in respiratory distress, diarrhea, and erythematous lesions on the feet and ears. No adverse effects were observed in rats exposed to DMA concentrations as high as 100 mg DMA/m³ for 95 days.

Similarly, the available dermal toxicity data do not allow for identification of critical effects. Contact dermatitis was observed in workers applying DMA (and its sodium salt) and mild dermal irritation was observed in a Draize test in rabbits (adverse effect level not reported). Intermediate

duration (21 days) exposure studies in rabbits did not result in systemic toxicity or skin irritation following 5 day/week exposure to 1,000 mg/kg/day MMA or DMA.

The preponderance of toxicity data for organic arsenicals involves oral exposure. Human data are limited to three case reports of individuals intentionally ingesting pesticides containing organic arsenicals. Gastrointestinal irritation (vomiting, nausea, and diarrhea) were consistently reported in these cases. Animal data has primarily focused on the toxicity of MMA, DMA, and roxarsone; these data suggest that the targets of toxicity may differ between the compounds. Common signs of toxicity of the organic arsenicals in mice include depression of motility and respiration, irritability, ataxia and convulsions. Death appears to be due to respiratory depression. For DMA and TMAO, a period of increased spontaneous motility preceded the death of the mice. More than half of the mice that received a lethal dose of MMA, DMA or TMAO had diarrhoea, which may have contributed to their deaths.

The LD50s for the organic arsenicals are lower after parenteral administration than after oral administration.

Inorganic arsenic but not organic arsenic induces keratinocyte hyperproliferation and disrupts the process of terminal epidermal differentiation in the epidermis.

Since methylation serves to expedite the excretion of inorganic arsenic, which is more toxic than organoarsenicals, issues such as whether demethylation occurs and if methylation is saturable, inducible, or inhibitable under expected environmental exposure conditions are critical. Genotoxic effects induced by the organic arsenicals include excess tetraploids (DMA, TMAO), and mitotic arrest (MMA, DMA and TMAO) in Chinese hamster lung (V79) cells. Arsenocholine and arsenobetaine are not genotoxic in V79 cells. In mouse lymphoma cells (L5178Y/TK+/-), incubation of organic arsenicals for 4 h induced cytotoxicity and clastogenicity. MMA was more potent than DMA, but less so than the inorganic arsenicals.

In vitro studies have proven DMA to be a potent clastogenic agent, capable of inducing DNA damage including double strand breaks and cross-link formation.

Reports of successful cancer induction in animals by inorganic arsenic (arsenite and arsenate) have been rare, and most carcinogenetic studies have used organic arsenicals such as DMA combined with other tumor initiators. In rats, the methylated arsenicals, dimethylarsinic acid promotes diethylnitrosamine-initiated liver tumors, whereas trimethylarsine oxide induces liver adenomas. There are a variety of potential mechanisms for arsenical-induced hepatocarcinogenesis, such as oxidative DNA damage, impaired DNA damage repair, acquired apoptotic tolerance, hyperproliferation, altered DNA methylation, and aberrant estrogen signaling. Some of these mechanisms may be liver specific/selective. Overall, accumulating evidence clearly indicates that the liver could be an important target of arsenic carcinogenesis.

The material may produce severe skin irritation after prolonged or repeated exposure, and may produce a contact dermatitis (nonallergic). This form of dermatitis is often characterised by skin redness (erythema) thickening of the epidermis. Histologically there may be intercellular oedema of the spongy layer (spongiosis) and intracellular oedema of the epidermis. Prolonged contact is unlikely, given the severity of response, but repeated exposures may produce severe ulceration.

Arsenic compounds are classified by the European Union as toxic by inhalation and ingestion and toxic to aquatic life and long lasting in the environment. IARC classify arsenic in drinking water as a confirmed human carcinogen (IARC 1).

The main inorganic forms of arsenic relevant for human exposures are pentavalent arsenic (also called arsenate, As(V), or As+5) and trivalent arsenic (also called arsenite, As(III), or As+3). These inorganic species undergoes a series of reduction and oxidative/methylation steps in human liver and other tissues to form tri- and pentavalent methylated metabolites of methylarsonite [MA(III)], methylarsonate [MA(V)], dimethylarsinite [DMA(III)], and dimethylarsinate [DMA(V)]. Some mammalian species also produce trimethylated metabolites, trimethylarsine oxide.

The distinction between inorganic and organic forms is important because it is generally accepted that the organic species are excreted more quickly from the body and generally considered less toxic, with a relative rank order of As(III) > As(V) >> MA(V), DMA(V) >> arsenobetaine. However, the methylated trivalent metabolites, MA(III) and DMA(III), are significantly more toxic than their pentavalent counterpart and either As(III) or As(V). In many cases, biomonitoring or environmental occurrence data are reported as total arsenic and do not distinguish between the different species. In those situations, understanding the relevant sources of arsenic is essential to evaluate potential arsenic related health effects, especially those related to inorganic arsenic exposure.

WATER No significant acute toxicological data identified in literature search.

Acute Toxicity	✗	Carcinogenicity	✗
Skin Irritation/Corrosion	✓	Reproductivity	✗
Serious Eye Damage/Irritation	✓	STOT - Single Exposure	✓
Respiratory or Skin sensitisation	✗	STOT - Repeated Exposure	✗
Mutagenicity	✗	Aspiration Hazard	✗

Legend: ✗ – Data either not available or does not fill the criteria for classification
 ✓ – Data available to make classification

SECTION 12 Ecological information

Toxicity

CMA Clearcoat	Endpoint	Test Duration (hr)	Species	Value	Source
	Not Available	Not Available	Not Available	Not Available	Not Available
acrylic acid homopolymer	Endpoint	Test Duration (hr)	Species	Value	Source
	EC50	72h	Algae or other aquatic plants	0.13-0.205mg/l	2
	EC50	48h	Crustacea	47mg/l	2
	EC10(ECx)	72h	Algae or other aquatic plants	0.03-0.031mg/l	2
	LC50	96h	Fish	27mg/l	2
butyl alcohol propoxylated	Endpoint	Test Duration (hr)	Species	Value	Source
	EC50	72h	Algae or other aquatic plants	>500mg/l	1
	EC50	48h	Crustacea	>500mg/l	1
	EC50	96h	Algae or other aquatic plants	744.74mg/l	2
	LC50	96h	Fish	1350mg/l	1
	NOEC(ECx)	72h	Algae or other aquatic plants	62.5mg/l	2
	LC50	96h	Fish	564mg/l	2

	EC50	72h	Algae or other aquatic plants	445mg/l	2
	EC50	48h	Crustacea	>100mg/l	2
	EC50	96h	Algae or other aquatic plants	315mg/l	2
	NOEC(ECx)	96h	Algae or other aquatic plants	<15.9mg/l	2
	EC50	48h	Crustacea	89-101mg/L	4
	EC50(ECx)	48h	Crustacea	89-101mg/L	4
	LC50	96h	Fish	48-52mg/L	4
bentone	Endpoint	Test Duration (hr)	Species	Value	Source
	Not Available	Not Available	Not Available	Not Available	Not Available
oxybisphenoxarsine	Endpoint	Test Duration (hr)	Species	Value	Source
	EC50	48h	Crustacea	0.005mg/L	4
	LC50	96h	Fish	0.004mg/L	4
	EC50(ECx)	48h	Crustacea	0.005mg/L	4
water	Endpoint	Test Duration (hr)	Species	Value	Source
	Not Available	Not Available	Not Available	Not Available	Not Available
Legend:	Extracted from 1. IUCLID Toxicity Data 2. Europe ECHA Registered Substances - Ecotoxicological Information - Aquatic Toxicity 4. US EPA, Ecotox database - Aquatic Toxicity Data 5. ECETOC Aquatic Hazard Assessment Data 6. NITE (Japan) - Bioconcentration Data 7. METI (Japan) - Bioconcentration Data 8. Vendor Data				

Toxic to aquatic organisms, may cause long-term adverse effects in the aquatic environment.

DO NOT discharge into sewer or waterways.

Persistence and degradability

Ingredient	Persistence: Water/Soil	Persistence: Air
acrylic acid homopolymer	LOW	LOW
butyl alcohol propoxylated	LOW	LOW
water	LOW	LOW

Bioaccumulative potential

Ingredient	Bioaccumulation
acrylic acid homopolymer	LOW (LogKOW = 0.4415)
butyl alcohol propoxylated	LOW (LogKOW = 1.2706)

Mobility in soil

Ingredient	Mobility
acrylic acid homopolymer	HIGH (KOC = 1.201)
butyl alcohol propoxylated	LOW (KOC = 10)



SECTION 13 Disposal considerations

Waste treatment methods

Product / Packaging disposal	<ul style="list-style-type: none"> ▶ Recycle wherever possible or consult manufacturer for recycling options. ▶ Consult State Land Waste Authority for disposal. ▶ Bury or incinerate residue at an approved site. ▶ Recycle containers if possible, or dispose of in an authorised landfill.
-------------------------------------	---

SECTION 14 Transport information

Labels Required

	
Marine Pollutant	
HAZCHEM	*3Z

Land transport (ADG)

14.1. UN number or ID number	3082	
14.2. UN proper shipping name	ENVIRONMENTALLY HAZARDOUS SUBSTANCE, LIQUID, N.O.S. (contains acrylic acid homopolymer)	
14.3. Transport hazard class(es)	Class	9
	Subsidiary Hazard	Not Applicable
14.4. Packing group	III	
14.5. Environmental hazard	Environmentally hazardous	
14.6. Special precautions for user	Special provisions	274 331 335 375 AU01
	Limited quantity	5 L

Environmentally Hazardous Substances meeting the descriptions of UN 3077 or UN 3082 are not subject to this Code when transported by road or rail in;

(a) packagings;

(b) IBCs; or

(c) any other receptacle not exceeding 500 kg(L).

- Australian Special Provisions (SP AU01) - ADG Code 7th Ed.

Air transport (ICAO-IATA / DGR)

14.1. UN number	3082	
14.2. UN proper shipping name	Environmentally hazardous substance, liquid, n.o.s. (contains acrylic acid homopolymer)	
14.3. Transport hazard class(es)	ICAO/IATA Class	9
	ICAO / IATA Subsidiary Hazard	Not Applicable
	ERG Code	9L
14.4. Packing group	III	
14.5. Environmental hazard	Environmentally hazardous	
14.6. Special precautions for user	Special provisions	A97 A158 A197 A215
	Cargo Only Packing Instructions	964
	Cargo Only Maximum Qty / Pack	450 L
	Passenger and Cargo Packing Instructions	964
	Passenger and Cargo Maximum Qty / Pack	450 L
	Passenger and Cargo Limited Quantity Packing Instructions	Y964
	Passenger and Cargo Limited Maximum Qty / Pack	30 kg G

Sea transport (IMDG-Code / GGVSee)

14.1. UN number	3082	
14.2. UN proper shipping name	ENVIRONMENTALLY HAZARDOUS SUBSTANCE, LIQUID, N.O.S. (contains acrylic acid homopolymer)	
14.3. Transport hazard class(es)	IMDG Class	9
	IMDG Subsidiary Hazard	Not Applicable
14.4. Packing group	III	
14.5. Environmental hazard	Marine Pollutant	
14.6. Special precautions for user	EMS Number	F-A, S-F
	Special provisions	274 335 969
	Limited Quantities	5 L

14.7.1. Transport in bulk according to Annex II of MARPOL and the IBC code

Not Applicable

14.7.2. Transport in bulk in accordance with MARPOL Annex V and the IMSBC Code

Product name	Group
acrylic acid homopolymer	Not Available
butyl alcohol propoxylated	Not Available
bentone	Not Available
oxybisphenoxarsine	Not Available
water	Not Available

14.7.3. Transport in bulk in accordance with the IGC Code

Continued...

Product name	Ship Type
acrylic acid homopolymer	Not Available
butyl alcohol propoxylated	Not Available
bentone	Not Available
oxybisphenoxarsine	Not Available
water	Not Available

SECTION 15 Regulatory information

Safety, health and environmental regulations / legislation specific for the substance or mixture

acrylic acid homopolymer is found on the following regulatory lists

Australian Inventory of Industrial Chemicals (AIIC)
International Agency for Research on Cancer (IARC) - Agents Classified by the IARC Monographs - Not Classified as Carcinogenic

butyl alcohol propoxylated is found on the following regulatory lists

Australia Hazardous Chemical Information System (HCIS) - Hazardous Chemicals
Australian Inventory of Industrial Chemicals (AIIC)

bentone is found on the following regulatory lists

Australian Inventory of Industrial Chemicals (AIIC)
International WHO List of Proposed Occupational Exposure Limit (OEL) Values for Manufactured Nanomaterials (MNMS)

oxybisphenoxarsine is found on the following regulatory lists

Australia Hazardous Chemical Information System (HCIS) - Hazardous Chemicals
Australian Inventory of Industrial Chemicals (AIIC)
International Agency for Research on Cancer (IARC) - Agents Classified by the IARC Monographs - Not Classified as Carcinogenic

water is found on the following regulatory lists

Australian Inventory of Industrial Chemicals (AIIC)

Additional Regulatory Information

Not Applicable

National Inventory Status

National Inventory	Status
Australia - AIIC / Australia Non-Industrial Use	Yes
Canada - DSL	No (bentone)
Canada - NDSL	No (acrylic acid homopolymer; butyl alcohol propoxylated; bentone; oxybisphenoxarsine; water)
China - IECSC	No (bentone)
Europe - EINEC / ELINCS / NLP	No (acrylic acid homopolymer; bentone)
Japan - ENCS	No (bentone)
Korea - KECI	No (bentone)
New Zealand - NZIoC	Yes
Philippines - PICCS	Yes
USA - TSCA	No (bentone; oxybisphenoxarsine)
Taiwan - TCSI	Yes
Mexico - INSQ	No (bentone; oxybisphenoxarsine)
Vietnam - NCI	Yes
Russia - FBEPH	No (bentone; oxybisphenoxarsine)
Legend:	<i>Yes = All CAS declared ingredients are on the inventory No = One or more of the CAS listed ingredients are not on the inventory. These ingredients may be exempt or will require registration.</i>

SECTION 16 Other information

Revision Date	26/10/2023
Initial Date	26/10/2023

Other information

Classification of the preparation and its individual components has drawn on official and authoritative sources as well as independent review by the Chemwatch Classification committee using available literature references.

The SDS is a Hazard Communication tool and should be used to assist in the Risk Assessment. Many factors determine whether the reported Hazards are Risks in the workplace or other settings. Risks may be determined by reference to Exposures Scenarios. Scale of use, frequency of use and current or available engineering controls must be considered.

Definitions and abbreviations

- ▶ PC – TWA: Permissible Concentration-Time Weighted Average
- ▶ PC – STEL: Permissible Concentration-Short Term Exposure Limit IARC: International Agency for Research on Cancer
- ▶ ACGIH: American Conference of Governmental Industrial Hygienists

STEL: Short Term Exposure Limit

- ▶ TEEL: Temporary Emergency Exposure Limit,
- ▶ IDLH: Immediately Dangerous to Life or Health Concentrations ES:
Exposure Standard
- ▶ OSF: Odour Safety Factor
- ▶ NOAEL: No Observed Adverse Effect Level
- ▶ LOAEL: Lowest Observed Adverse Effect Level
- ▶ TLV: Threshold Limit Value
- ▶ LOD: Limit Of Detection
- ▶ OTV: Odour Threshold Value
- ▶ BCF: BioConcentration Factors
- ▶ BEI: Biological Exposure Index
- ▶ DNEL: Derived No-Effect Level
- ▶ PNEC: Predicted no-effect concentration

- ▶ AIIC: Australian Inventory of Industrial Chemicals
- ▶ DSL: Domestic Substances List
- ▶ NDSL: Non-Domestic Substances List
- ▶ IECSC: Inventory of Existing Chemical Substance in China
- ▶ EINECS: European INventory of Existing Commercial chemical Substances
- ▶ ELINCS: European List of Notified Chemical Substances
- ▶ NLP: No-Longer Polymers
- ▶ ENCS: Existing and New Chemical Substances Inventory
- ▶ KECI: Korea Existing Chemicals Inventory
- ▶ NZIoC: New Zealand Inventory of Chemicals
- ▶ PICCS: Philippine Inventory of Chemicals and Chemical Substances
- ▶ TSCA: Toxic Substances Control Act
- ▶ TCSI: Taiwan Chemical Substance Inventory
- ▶ INSQ: Inventario Nacional de Sustancias Químicas
- ▶ NCI: National Chemical Inventory
- ▶ FBEPH: Russian Register of Potentially Hazardous Chemical and Biological Substances

This document is copyright.

Apart from any fair dealing for the purposes of private study, research, review or criticism, as permitted under the Copyright Act, no part may be reproduced by any process without written permission from CHEMWATCH.

Construction Material Alliance Pty Ltd ACN 600 898 137 Unit 4/92 Bryant Street Padstow NSW 2211
Australia phone: +61 2 9771 0011 fax: +61 2 9771 0077
e-mail: admin@cmapl.com.au www.cmapl.com.au