



MAXGROUT®

NON - SHRINK, HIGH-RESISTANCE FLUID MORTAR FOR FILLINGS, ANCHORAGES AND STRUCTURAL REPAIR



DESCRIPTION

MAXGROUT is an one-component non-shrink mortar formulated from special cements and well-graded mineral products which provides high mechanical properties and fluidity. Contains no chlorides or metal particles. It comes in powder form, ready to use mixing only with water.

APPLICATION FIELDS

- Anchoring of pillars in concrete prefabricated structures.
- Filling of steel column bases.
- Beam support in bridges.
- Anchoring of bolts, cables, etc.
- Filling of machinery foundation between concrete and steel plates.
- Structural repair and strengthening of damaged or weak concrete structures such as foundations, beams, pillars, etc.
- Repairing joints in pavements.
- Void-filling corrective process and consolidation under concrete slabs.

ADVANTAGES

- High early and ultimate strength.
- Very good adhesion on surfaces, it becomes structural part of the substrate and it withstands to repeated loads.
- Non-shrink and slightly expansive, thus it does not lose contact with the substrate where it is used.
- High cohesion of the fresh mortar without segregation or bleeding.
- Waterproof, fireproof and non-toxic.
- Unaffected by extreme temperatures once set.
- Contains no chlorides or metal particles, it is non-corrosive for steel surfaces.
- Resistant to water, oil and grease.

APPLICATION INSTRUCTIONS

Surface preparation

The surface must be structurally resistant and clean, free of dust, coatings, efflorescence's, oil, demoulding agents, gypsum or any other foreign material. In order to clean the surface high water pressure or sand-

blasting is recommended. All steel and reinforcements must be thoroughly cleaned.

Before the application of **MAXGROUT**, the surface must be saturated with clean water, but do not leave free-standing water.

On porous substrates, or on the contrary for very smooth surfaces, a bonding agent such as **MAXBOND** (Technical Bulletin n° 10) should be applied.

Mixing

Pour **MAXGROUT** into a clean drum containing part of the water and then start the mixing in order to break up any lumps. Use 3 to 3.5 litres of water per 25 kg bag depending on the required consistency (12% and 14% by weight). Mixing is best done by mechanical means such as a slow speed mixing drill (400 - 600 rpm). The mixture should be mixed for 3 to 4 minutes, avoiding to introduce air bubbles into the mix. A concrete mixer can be also used. If product is mixed by hand, increase the mixing time until all lumps disappear. Do not use more water than the recommended ratio.

Allow to rest for 1 to 2 minutes so any introduced air bubbles during mixing can disappear. Place **MAXGROUT** within the following 15 - 20 minutes. For volumes greater than about 0.1 m³ or thickness greater than 4 cm, a mixture adding 8 kg of dry and clean sand with size from 3 to 5 mm per each 25 kg bag of **MAXGROUT** should be done. Mix all together with 2.75 to 3L of water per bag, depending on the required consistency, but avoid any bleeding or segregation by an excess of water.

Laying Application

MAXGROUT is placed simply pouring by gravity directly from the mixing container. Place continuously in one direction from one side to the other in order to avoid cold joints and minimize the chance of air

entrapment. The use of a manual vibration element, if it is necessary, will help to fill the volume, but avoid excessive vibration as may cause bleeding and air entrapment. Machine pumping applications are also possible. Air vents should be provided to facilitate the exit of air from the space to be filled.

Use small mold supplements around placing area in order to help during pouring procedure if it is required.

Application conditions

The optimum application temperature range is from 10 to 25 °C.

In winter, do not apply **MAXGROUT** when ambient or application surface temperature is below 5 °C or if such temperatures are expected within the 24 hours after application laying. Do not apply the grout on frozen or frosted surfaces.

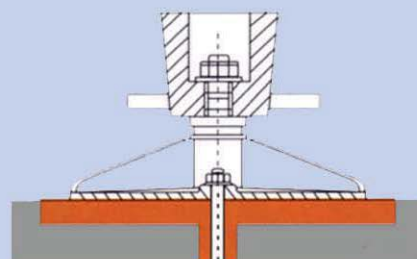
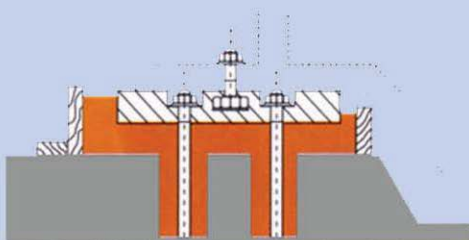
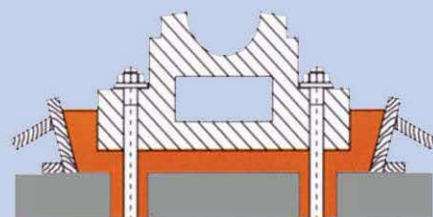
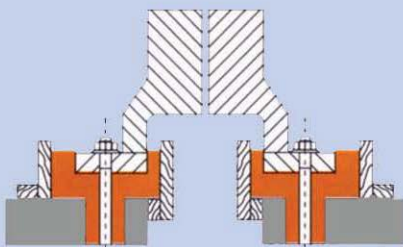
For applications during hot temperatures and windy conditions, i.e. summer time, it is recommended to use iced or cold water and store **MAXGROUT** in a cool place. Cooling the base plate with cold water is also advisable in such conditions.

Curing

Curing procedures should begin immediately after placement. Provide a moist curing by fogging or protecting the area with wet burlap or rags covered with plastic sheeting. A quality curing compound such as **MAXCURE** (Technical Bulletin n° 49) can also be used. These curing procedures should be observed mainly with high temperature and wind or low humidity conditions.

Cleaning

All tools and equipment must be cleaned immediately with water after use. Once the grout sets can only



be removed by mechanical methods.

CONSUMPTION

A 25 kg bag of **MAXGROUT** fills a volume from about 12,5 to 13,5 litres approximately (0.5 – 0.54 l/kg), depending on the mixing water. Approximately 2 kg/m² of **MAXGROUT** per mm of thickness.

A mixture adding 8 kg of sand with size from 3 to 5 mm per 25 kg bag of **MAXGROUT** fills a volume from about 16,25 to 17 litres approximately (0.65 – 0.68 l/kg), depending on the mixing water. Approximately 1.4 kg/m² of **MAXGROUT** per mm of thickness.

PACKAGING

MAXGROUT is supplied in 25 kg bags.

STORAGE

Twelve months in its original unopened containers. It must be stored in a dry and covered place at temperatures above 5°C, protected from frost.



IMPORTANT INSTRUCTIONS

Do not use more water for mixing than the ratio recommended.

Do not add cement or other not specified compound to **MAXGROUT**.

Do not use **MAXGROUT** for leveling and finishing of pavements.

Consumption will vary depending on substrate conditions. A preliminary test on-site will determine consumption exactly.

For further information, consult our Technical Department.

SAFETY AND HEALTH

As all cementitious products, **MAXGROUT** is non-toxic but it is an abrasive compound. Both protective rubber gloves and safety goggles must be used to prepare and apply the mixture. In case of skin contact, wash the affected areas with soap and water. In case of eye contact, rinse thoroughly with clean water but do not rub. If irritation continues, seek medical attention.

For further information, Safety Data Sheet for **MAXGROUT** is available by request.

Disposal of the product and its empty packaging must be made according to official regulations. This disposal must be made by the final user.

GUARANTEE

The information contained in this leaflet is based on our



experience and technical knowledge, obtained through laboratory testing and from bibliographic material. **DRIZORO** reserves the right to introduce changes without prior price. Any use of this data beyond the purposes expressly specified in the leaflet will not be the Company's responsibility unless authorised by us. The data shown on consumptions, measurement and yields are for guidance only and based on our experience. These data are subject to variation due to the specific atmospheric and jobsite conditions so reasonable variations from the data may be experienced. In order to know the real data, a test on the jobsite must be done, and it will be carried out under the client responsibility. We shall not accept responsibility exceeding the value of the purchased product. For any other technical considerations, please contact our Technical Department.



TECHNICAL DATA		
Properties of powder product		
Aggregate size (mm)	0 - 3	
Powder apparent density (g/cm³)	1.30 ± 0.05	
Properties of fresh product		
Mixing water / weight product (%)	12 -14	
Setting - time (hours, at 20 °C)	5 - 6	
Slump, vibrating table (mm)	209 (12%)	>300 (14%)
Segregation	Nula	
Expansion (%)	0.05	
Properties of hardened product		
Dry density (g/cm³)	2.15 – 2.25	
Compressive strength (N/mm²) 24 hours 3 days 7 days 28 days	Mixed with 12 %	Mixed with 14 %
	29.9	19.3
	57.8	51.0
	68.3	60.8
	89.2	78.5
Flexural strength (N/mm²) 24 hours 3 days 7 days 28 days	5.75	3.90
	7.20	5.95
	11.55	8.50
	14.42	10.20
Elasticity modulus (MPa)	>4x10 ⁴	
Adhesion on concrete (MPa)	>2.5	
Adhesion on steel reinforcement (MPa)	>2.5	

©Scientific Waterproofing Products Pty Ltd. ABN:155 659 948 All Rights Reserved.

4/92 Bryant Street, Padstow NSW 2211. PO BOX 694 PADSTOW NSW 2211

Phone 02 9771 0011 Fax 029771 0077

For other Waterproofing Products Contact:

www.scientificwaterproofingproducts.com.au

e-mail: info@scientificwaterproofingproducts.com.au